

English for Palestine  
Digital Catalogue

—  
6<sup>th</sup> Grade

2022

## What is the purpose of this catalogue?

The British Council's English for Palestine Digital Catalogues are QR coded catalogues that aim to supplement the English for Palestine curriculum with high quality, online resources. Resources from the British Council's websites are mapped to specific units in each of the English for Palestine coursebooks, creating a complete catalogue for each grade level. Activities can be accessed for free through the embedded links or the QR codes. Most of the activities can be used both by teachers in the classroom and by students at home for extra practice.



## Where do the activities come from?

The activities and resources come from three different British Council websites. The links were all selected by Palestinian English teachers to complement and support their lessons and the English for Palestine course books.

**LearnEnglish Kids** is designed to support the learning of children 12 and under in a safe and supportive online learning environment. It includes flashcards, crafts, songs, videos and exercises to help children learn and improve their English. It can be used by children independently under the guidance of a parent or teacher.

**LearnEnglish Teens** provides a free, safe and supportive online learning environment for 13–17 year-olds to learn English while having fun. LearnEnglish Teens can help teens improve their English with reading, writing, and listening practice, tips for exams, grammar and vocabulary exercises, games and videos. Teens can also interact with other teenagers from around the world and put their English into practice.

**TeachingEnglish** is the British Council's website for teachers. It includes articles, lesson plans, courses to support the continuous professional development of English teachers.

## How were the catalogues created?

The English for Palestine Digital Catalogues were created by a team of Palestinian teachers and teacher educators from all over the country led by Silvia Mustaklem. After an initial briefing and training, the teachers worked in small groups to conduct an initial mapping of links to the coursebooks. Then there was a series of review stages including self-review, peer review and a final quality assurance check.


The British Council would like to thank the following individuals for their hard work and for playing an essential role in the creation of the catalogues.

Adham Hosheya  
Adibeh Allan  
Asmaa Al-Roumi  
Bilal Shbair  
Dalya Ali Saleh  
Diana Abu Zayed  
Fadi Skaik  
Hanan Haj Saleh  
Haneen Samara  
Heba Hamouda  
Ibrahim Sabateen  
Ibtisam Sbaih

Laila Saleh  
Lina Bitar  
Mohammed Monifi  
Muhammed Atta  
Nihaya Anaya  
Riham Alnaji  
Silvia Mustaklem  
Tahreer Hammad  
Wafa Nazzal  
We'am Hamdan  
Wendy Arnold  
Yaffa Jumah Ahmed

## What is the structure of each catalogue?

Each of the 12 catalogues follows the same format. Following the overview, there is a section for each unit with resources mapped to different British Council's English for Palestine Digital Catalogue is comprised of 10 English language coursebooks mapped to their appropriate website links. Each section illustrates the name of the coursebook, the name of the unit, section of the unit, teens activity and types of activities that can be used with learners in each grade. It contains information on how to log into the website, use the links and download activities. The mapping in each section provides a link for each grade that will help teachers to build on their existing knowledge. All these activities may be used in the classroom and for self-learning with the aim of making the learning process more motivating for learners.



## What information about each resource is included?

Each online resource or activity is presented as shown here:

**Page:** the page number in the coursebook that the resource relates to.

**Period:** the suggested class period when the resource can be used. This matches with the period number in the coursebook.

**Type of activity:** the type of activity the QR code is going to lead to (grammar, listening, reading...).

**Name of activity:** title of the activity on the British Council website. You can click (or use ctrl+click) to view the resource.

**Tip:** ideas and suggestions for how to use the resource.

**QR-code:** a quick response code which can be read using a QR-reader on mobile phones or tablets. Scan using the camera on your phone or tablet to access the resource.

**Page: 4**

**Period: 1**

**Type of activity:**  
Listening and vocabulary

**Name of activity:**  
Please don't shout

**Tip:** Be sure to pre-teach key vocabulary!





# Book A

# Unit 1: My summer holiday

**Page:** 7

**Period:** 4

**Type of activity:**  
Grammar

**Name of activity:**  
Past simple - sentences

**Tip:** Can be done as a formative evaluation.



**Page:** 7

**Period:** 4

**Type of activity:**  
Grammar

**Name of activity:**  
Remember last summer




**Page:** 8

**Period:** 5

**Type of activity:**  
Speaking and writing

**Name of activity:**  
Summer holidays

**Tip:** We can talk about activities instead of accidents. Can be printed as a drawing card (Wrap-up activity).




**Page:** 8

**Period:** 5

**Type of activity:**  
Grammar

**Name of activity:**  
Past simple - questions

**Tip:** Can be done as a homework (online) or a revision activity.



# Unit 2: Good friends

**Page:** 15

**Period:** 4

**Type of activity:**  
Grammar

**Name of activity:**  
Past simple - verb 'to be'

**Tip:** Can have Yes-No questions after doing this task in pairs.




**Page:** 15

**Period:** 4

**Type of activity:**  
Vocabulary

**Name of activity:**  
Gap fill gamble

**Tip:** Can be done before activity 1 page 15.



## Unit 3: Summer adventures

**Page:** 21

**Period:** 2

**Type of activity:**  
Speaking

**Name of activity:**  
Favourite day

**Tip:** These posters can be presented to students as a group work.



## Unit 4: Films I like

**Page:** 32

**Period:** 5

**Type of activity:**  
Listening and Speaking

**Name of activity:**  
I couldn't believe my eyes

**Tip:** This song can improve students' ability to use the past continuous.



## Unit 6: Healthy food

**Page:** 45

**Period:** 6

**Type of activity:**  
Listening and Speaking

**Name of activity:**  
Being healthy

**Tip:** It could be used at the end of the whole unit. Could work with lower levels so there's a need to add more of a speaking challenge like a presentation, or journal reading.



**Page:** 45

**Period:** 6

**Type of activity:**  
Grammar and Speaking

**Name of activity:**  
Adverbs of frequency

**Tip:** Good with activity 4 page 45.



**Page:** 44

**Period:** 5

**Type of activity:**  
Speaking and Vocabulary

**Name of activity:**  
Foods 1

**Tip:** This can be adapted many ways. Students can use "should" to give advice. Students can use the words to tell a story.



**Page:** 44

**Period:** 5

**Type of activity:**  
Speaking and Vocabulary

**Name of activity:**  
Foods 2

**Tip:** A good way to expand students' vocabulary related to food. Adapt based on students' level.



## Unit 7: The olive trees of Palestine

Page: 56

Period: 5

**Type of activity:**

Speaking and Grammar

**Name of activity:**

Modals - 'can' and 'can't'

**Tip:** Ask and answer questions about making invitations, offering help and asking for permission. Adapt to include questions using "may".



Page: 53

Period: 6

**Type of activity:**

Listening

**Name of activity:**

Snack time

**Tip:** A good resource for lower level students.



## Unit 8: Signs around us

Page: 60

Period: 5

**Type of activity:**

Grammar

**Name of activity:**

Kitty's school day

**Tip:** Provide it as a model to students in the introduction phase to elicit the structures in context then use it again in the fluency stage as a model to help students produce their own stories.



Page: 62

Period: 7

**Type of activity:**

Grammar

**Name of activity:**

Modals - must and mustn't

**Tip:** Can be used as a flipped classroom lesson. Students read, do the games at home and together we can complete the worksheets in the classroom.



Page: 62

Period: 7


**Type of activity:**

Listening, Speaking and Grammar

**Name of activity:**

Internet safety

**Tip:** Use as a round up activity. Can replace activity 1.





The text "Book B" in a large, white, bold, sans-serif font, centered within an orange rounded rectangle.

# Book B

## Unit 10: A visit to the dead sea

**Page:** 7

**Period:** 4

**Type of activity:**  
Grammar

**Name of activity:**  
Present perfect –  
experiences

**Tip:** It can be used over  
the whole unit as it is  
repeated.



**Page:** 8

**Period:** 5

**Type of activity:**  
Grammar and Speaking

**Name of activity:**  
Grammar: present perfect  
simple

**Tip:** It includes 5 different  
activities to the same  
rules of present perfect.



**Page:** 8

**Period:** 5

**Type of activity:**  
Grammar and Speaking

**Name of activity:**  
Have you flown in a  
plane?



**Page:** 11

**Period:** 8

**Type of activity:**  
Grammar

**Name of activity:**  
Present perfect

**Tip:** Share the relevant parts  
with students as a resource  
and for extra practice. This  
could also be used as an  
assessment.



## Unit 11: Exciting things to do

**Page:** 16

**Period:** 5

**Type of activity:**  
Vocabulary and Speaking

**Name of activity:**  
Underwater

**Tip:** A poster to ask and  
answer questions about  
four things you see under  
the water.




**Page:** 16

**Period:** 5

**Type of activity:**  
Vocabulary and Speaking

**Name of activity:**  
Sea animals

**Tip:** Can be used as an  
extension to underwater  
animals.



## Unit 12: At the clinic

Page: 23

Period: 4

**Type of activity:**  
Vocabulary and Listening

**Name of activity:**  
Health and illness

**Tip:** Try this game after exercise 3 in the book.



Page: 23

Period: 4

**Type of activity:**  
Vocabulary and Listening

**Name of activity:**  
Health quiz

**Tip:** Use as a questionnaire at the beginning of the unit to help students rate the level of their healthy practices.



## Unit 13: Where does rain come from?

Page: 31, 32

Period: 4, 5

**Type of activity:**  
Grammar

**Name of activity:**  
Present simple and present continuous



Page: 32

Period: 5

**Type of activity:**  
Reading and Listening

**Name of activity:**  
Planet earth



Page: 32

Period: 5

**Type of activity:**  
Reading and Listening

**Name of activity:**  
Our colourful world




Page: 32

Period: 5

**Type of activity:**  
Grammar

**Name of activity:**  
Present simple - verb 'to be'

**Tip:** Revise present simple for scientific facts.



## Unit 15: Great explorers

Page: 40

Period: 1

**Type of activity:**  
Listening and Reading

**Name of activity:**  
Robin Hood




Page: 44

Period: 5

**Type of activity:**  
Grammar and Speaking

**Name of activity:**  
Comparatives and  
superlatives



## Unit 16: My friends and why I love them

Page: 51

Period: 4

**Type of activity:**  
Vocabulary

**Name of activity:**  
Adjectives



Page: 51, 52

Period: 4, 5

**Type of activity:**  
Speaking and Grammar

**Name of activity:**  
Like + ing

**Tip:** Pre teach like+ing as  
it is not directly stated in  
this unit.



## Unit 17: Good manners

Page: 59

Period: 4

**Type of activity:**  
Grammar

**Name of activity:**  
Adverbs



**Tell us what you and your  
students think of the activities.  
Complete this feedback form.**

