

English for Palestine
Digital Catalogue

—
4th Grade

2022



What is the purpose of this catalogue?

The British Council's English for Palestine Digital Catalogues are QR coded catalogues that aim to supplement the English for Palestine curriculum with high quality, online resources. Resources from the British Council's websites are mapped to specific units in each of the English for Palestine coursebooks, creating a complete catalogue for each grade level. Activities can be accessed for free through the embedded links or the QR codes. Most of the activities can be used both by teachers in the classroom and by students at home for extra practice.




Where do the activities come from?

The activities and resources come from three different British Council websites. The links were all selected by Palestinian English teachers to complement and support their lessons and the English for Palestine course books.

LearnEnglish Kids is designed to support the learning of children 12 and under in a safe and supportive online learning environment. It includes flashcards, crafts, songs, videos and exercises to help children learn and improve their English. It can be used by children independently under the guidance of a parent or teacher.

LearnEnglish Teens provides a free, safe and supportive online learning environment for 13–17 year-olds to learn English while having fun. LearnEnglish Teens can help teens improve their English with reading, writing, and listening practice, tips for exams, grammar and vocabulary exercises, games and videos. Teens can also interact with other teenagers from around the world and put their English into practice.

TeachingEnglish is the British Council's website for teachers. It includes articles, lesson plans, courses to support the continuous professional development of English teachers.



How were the catalogues created?

The English for Palestine Digital Catalogues were created by a team of Palestinian teachers and teacher educators from all over the country led by Silvia Mustaklem. After an initial briefing and training, the teachers worked in small groups to conduct an initial mapping of links to the coursebooks. Then there was a series of review stages including self-review, peer review and a final quality assurance check.


The British Council would like to thank the following individuals for their hard work and for playing an essential role in the creation of the catalogues.

Adham Hosheya
Adibeh Allan
Asmaa Al-Roumi
Bilal Shbair
Dalya Ali Saleh
Diana Abu Zayed
Fadi Skaik
Hanan Haj Saleh
Haneen Samara
Heba Hamouda
Ibrahim Sabateen
Ibtisam Sbaih

Laila Saleh
Lina Bitar
Mohammed Monifi
Muhammed Atta
Nihaya Anaya
Riham Alnaji
Silvia Mustaklem
Tahreer Hammad
Wafa Nazzal
We'am Hamdan
Wendy Arnold
Yaffa Jumah Ahmed

What is the structure of each catalogue?

Each of the 12 catalogues follows the same format. Following the overview, there is a section for each unit with resources mapped to different British Council's English for Palestine Digital Catalogue is comprised of 10 English language coursebooks mapped to their appropriate website links. Each section illustrates the name of the coursebook, the name of the unit, section of the unit, teens activity and types of activities that can be used with learners in each grade. It contains information on how to log into the website, use the links and download activities. The mapping in each section provides a link for each grade that will help teachers to build on their existing knowledge. All these activities may be used in the classroom and for self-learning with the aim of making the learning process more motivating for learners.



What information about each resource is included?

Each online resource or activity is presented as shown here:

Page: the page number in the coursebook that the resource relates to.

Period: the suggested class period when the resource can be used. This matches with the period number in the coursebook.

Type of activity: the type of activity the QR code is going to lead to (grammar, listening, reading...).

Name of activity: title of the activity on the British Council website. You can click (or use ctrl+click) to view the resource.

Tip: ideas and suggestions for how to use the resource.

QR-code: a quick response code which can be read using a QR-reader on mobile phones or tablets. Scan using the camera on your phone or tablet to access the resource.

Page: 4

Period: 1

Type of activity:
Listening and vocabulary

Name of activity:
Please don't shout

Tip: Be sure to pre-teach key vocabulary!






Book A

Unit 1: A new friend


Page: 4
Period: 1
Type of activity:
Speaking and Listening
Name of activity:
Can Can be done as warm up before the lesson as an introduction or warmer.



Page: 4
Period: 1
Type of activity:
Speaking
Name of activity:
Best friends
Tip: Can be done as warm up before the lesson as an introduction or warmer.



Page: 5
Period: 2
Type of activity:
Writing ,Listening and speaking
Name of activity:
Hello, hello, hello



Page: 5
Period: 2
Type of activity:
Speaking
Name of activity:
Friends
Tip: Use the speaking prompt part after activity 3.



Page: 5
Period: 2
Type of activity:
Speaking and Writing
Name of activity:
Two boys from Syria and Germany
Tip: Use after activity 1 as a formative evaluation.



Page: 7
Period: 4
Type of activity:
Vocabulary
Name of activity:
Jobs 1
Tip: Can be used as a warm up before activity 1.



Page: 7
Period: 4
Type of activity:
Writing
Name of activity:
Work
Tip: Rounding up after activity 2.



Page: 8
Period: 5
Type of activity:
Vocabulary
Name of activity:
Colours



Page: 8
Period: 5
Type of activity:
Vocabulary
Name of activity:
Free time 1
Tip: Rounding up after activity 3.



Page: 9
Period: 6
Type of activity:
Speaking
Name of activity:
Free time activities
Tip: Warm up or revision activity.



Unit 2: Our house


Page: 10

Period: 1

Type of activity:
Vocabulary

Name of activity:
Rooms

Tip: Can be played after presenting the vocabulary in the classroom if there is an internet connection available. If not, it can be played at home.



Page: 10

Period: 1

Type of activity:
Vocabulary

Name of activity:
Living room

Tip: A fun colouring activity to practice and revise living room objects and colours. It can be done in the classroom as a roundup or at home.



Page: 12

Period: 3

Type of activity:
Grammar

Name of activity:
Patrizia's a pilot

Tip: Good for practising the new vocabulary.




Page: 14

Period: 5

Type of activity:
Grammar

Name of activity:
Present simple- verb to be

Tip: It can be used as a revision for the present simple before activity 1.



Unit 3: Lost

Page: 16

Period: 1

Type of activity:
Vocabulary

Name of activity:
Home objects




Page: 16

Period: 1

Type of activity:
Listening

Name of activity:
Dark dark wood

Tip: Teachers can read the story instead of listening to it.



Page: 16

Period: 1

Type of activity:
Speaking and Listening

Name of activity:
Moving house



Page: 16

Period: 1

Type of activity:
Speaking and Vocabulary

Name of activity:
Furniture



Page: 18

Period: 3

Type of activity:
Grammar

Name of activity:
Prepositions of place

Tip: Can be used with different levels in different ways.



Page: 18

Period: 3

Type of activity:
Grammar

Name of activity:
Prepositions of place

Tip: Pre-teach the word 'mess/messy'. Can be used as a prompt for a speaking practice.



Page: 18

Period: 3

Type of activity:
Vocabulary

Name of activity:
Messy



Page: 20

Period: 5

Type of activity:
Grammar

Name of activity:
Possessives

Tip: The worksheet and test requires support and guidance from the teacher.




Page: 20

Period: 5

Type of activity:
Grammar

Name of activity:
Possessives

Tip: A grammar chant and a worksheet .It can be used to practice the possessives.



Unit 4: Shopping list

Page: 22

Period: 1

Type of activity:
Speaking

Name of activity:
Bye bye

Tip: Can be used to elicit the title of the lesson as warm up.




Page: 22

Period: 1

Type of activity:
Vocabulary

Name of activity:
Food 1

Tip: Good for the video-game and discussion. Pre-teach vocabulary words.



Page: 22, 23

Period: 1, 2

Type of activity:
Listening and Vocabulary

Name of activity:
Containers

Tip: Pre-teach new vocabulary. Can be used as a revision or a practice activity.




Page: 23

Period: 2

Type of activity:
Vocabulary

Name of activity:
Numbers 11-20

Tip: Good way to revise numbers



Page: 24

Period: 3

Type of activity:
Vocabulary

Name of activity:
Food 2

Tip: The discussion can be extended into a show and tell or presentation activity.




Page: 26

Period: 5

Type of activity:
Vocabulary

Name of activity:
Numbers 10-100

Tip: A revision activity.



Unit 6: On Sunday, I....

Page: 34

Period: 1

Type of activity:
Listening and Vocabulary

Name of activity:
School subjects

Tip: Can be used for warming up or rounding up.



Page: 34

Period: 1

Type of activity:
Vocabulary

Name of activity:
Days

Tip: Can use the first and fourth activities in the worksheet.



Page: 34

Period: 1

Type of activity:
Speaking

Name of activity:
Favourite day

Tip: Use as a speaking activity in pairs then let them share with a group.



Page: 35

Period: 2

Type of activity:
Vocabulary and Speaking

Name of activity:
School subjects flashcards




Page: 35

Period: 2

Type of activity:
Vocabulary and Speaking

Name of activity:
Daily routines flashcards



Unit 7: At the restaurant

Page: 40

Period: 1

Type of activity:
Speaking

Name of activity:
Your turn cooking

Tip: Elicitation after activity 1 as discussion: Who does the cooking in your home? Do you like cooking? What types of things do you make?




Page: 40

Period: 1

Type of activity:
Vocabulary

Name of activity:
Kitchen objects

Tip: Use to revise vocabulary as formative evaluation and then ask students what's in their kitchen at home.



Page: 41

Period: 2

Type of activity:
Vocabulary and Speaking

Name of activity:
Kitchen

Tip: Rounding up



Page: 42

Period: 3

Type of activity:
Speaking and Listening

Name of activity:
Snack time

Tip: Warm up song or as revision.



Unit 8: Let's drink

Page: 46

Period: 1

Type of activity:
Reading and Vocabulary

Name of activity:
Time for another year




Page: 47

Period: 2

Type of activity:
Reading and Writing

Name of activity:
Weather 1

Tip: Use activity 1 and 2 in the worksheet. Activity 3 can be skipped.



Book B



Unit 10: Visiting Palestine

Page: 7

Period: 2

Type of activity:
Vocabulary and Speaking

Name of activity:
Sport Vocabulary

Tip: Use the Unit 10 English for Palestine poster. Show the students quickly and see what they can recall.




Page: 8

Period: 3

Type of activity:
Vocabulary

Name of activity:
Days

Tip: Use the first activity to revise days.



Page: 9

Period: 6

Type of activity:
Grammar

Name of activity:
Going to -plans



Unit 11: Let's make a cake

Page: 10

Period: 1

Type of activity:
Reading and Writing

Name of activity:
Birthdays

Tip: Use the first section of the worksheet only.




Page: 14

Period: 5

Type of activity:
Listening

Name of activity:
Chocolate cake



Unit 12: It's 7:30

Page: 16

Period: 1

Type of activity:
Listening

Name of activity:
Hickory dickory dock




Page: 16

Period: 1

Type of activity:
Reading and Vocabulary

Name of activity:
Time flashcards

Tip: Modify the language used to match what's in the coursebook to avoid confusion.



Page: 17

Period: 2

Type of activity:
Reading and Vocabulary

Name of activity:
Time

Tip: Adapt to students' level.



Page: 21

Period: 6

Type of activity:
Vocabulary

Name of activity:
Clock

Tip: Can be used as a project craft work.



Unit 13: Good habits

Page: 22

Period: 1

Type of activity:
Listening and Speaking

Name of activity:
This is the way

Tip: Use the song as a warmer before activity 1 and then the game as revision. Use the worksheet as a formative evaluation.



Page: 23

Period: 2

Type of activity:
Reading and Writing

Name of activity:
My day

Tip: Can be used as a revision before activity 1 (worksheet).



Page: 24

Period: 3

Type of activity:
Listening and Speaking

Name of activity:
Brush bus

Tip: Rounding up (sing a song), or game as a revision.



Page: 26

Period: 5

Type of activity:
Writing and Grammar

Name of activity:
How to brush your teeth

Tip: Use after the presentation of present simple as formative evaluation (game).



Page: 27

Period: 6

Type of activity:
Writing and Vocabulary

Name of activity:
Daily routines flashcards



Unit 15: I can do it

Page: 39

Period: 3

Type of activity:
Grammar

Name of activity:
Modals can and can't





Page: 37

Period: 4

Type of activity:
Speaking

Name of activity:
I can paint

Tip: Pre-teach the main vocabulary and assign each word an action. Listen multiple times and let students do the actions when they hear the words.



Unit 16: In my street

Page: 40

Period: 1

Type of activity:
Speaking

Name of activity:
Bye bye

Tip: A simple tongue twister activity that could be used to practice the word (buy), a main word in this unit.




Page: 41

Period: 2

Type of activity:
Listening

Name of activity:
Shopping

Tip: Listen to the song about shopping and list 4 names of shops mentioned.



Page: 41

Period: 2

Type of activity:
Listening

Name of activity:
Drawing dictation

Tip: Can be used as a warmer before activity 1



Page: 42

Period: 3

Type of activity:
Grammar

Name of activity:
Preposition of place

Tip: A game to revise some prepositions of directions.



Unit 17: On the farm

Page: 46

Period: 1

Type of activity:
Vocabulary

Name of activity:
Farm animals

Tip: Three different games for practising farm vocabulary and one personalised question as a speaking practice activity.



Page: 49

Period: 4

Type of activity:
Speaking

Name of activity:
Old macdonald had a farm



Page: 49

Period: 4

Type of activity:
Speaking and Grammar

Name of activity:
Word guessing game

Tip: Can be adapted to revise the regular past verbs and it can be done before doing activity 1.



**Tell us what you and your
students think of the activities.
Complete this feedback form.**

