

English for Palestine
Digital Catalogue

12th Grade

2022

What is the purpose of this catalogue?

The British Council's English for Palestine Digital Catalogues are QR coded catalogues that aim to supplement the English for Palestine curriculum with high quality, online resources. Resources from the British Council's websites are mapped to specific units in each of the English for Palestine coursebooks, creating a complete catalogue for each grade level. Activities can be accessed for free through the embedded links or the QR codes. Most of the activities can be used both by teachers in the classroom and by students at home for extra practice.



Where do the activities come from?

The activities and resources come from three different British Council websites. The links were all selected by Palestinian English teachers to complement and support their lessons and the English for Palestine course books.

LearnEnglish Kids is designed to support the learning of children 12 and under in a safe and supportive online learning environment. It includes flashcards, crafts, songs, videos and exercises to help children learn and improve their English. It can be used by children independently under the guidance of a parent or teacher.

LearnEnglish Teens provides a free, safe and supportive online learning environment for 13–17 year-olds to learn English while having fun. LearnEnglish Teens can help teens improve their English with reading, writing, and listening practice, tips for exams, grammar and vocabulary exercises, games and videos. Teens can also interact with other teenagers from around the world and put their English into practice.

TeachingEnglish is the British Council's website for teachers. It includes articles, lesson plans, courses to support the continuous professional development of English teachers.

How were the catalogues created?

The English for Palestine Digital Catalogues were created by a team of Palestinian teachers and teacher educators from all over the country led by Silvia Mustaklem. After an initial briefing and training, the teachers worked in small groups to conduct an initial mapping of links to the coursebooks. Then there was a series of review stages including self-review, peer review and a final quality assurance check.

The British Council would like to thank the following individuals for their hard work and for playing an essential role in the creation of the catalogues.

Adham Hosheya
Adibeh Allan
Asmaa Al-Roumi
Bilal Shbair
Dalya Ali Saleh
Diana Abu Zayed
Fadi Skaik
Hanan Haj Saleh
Haneen Samara
Heba Hamouda
Ibrahim Sabateen
Ibtisam Sbaih

Laila Saleh
Lina Bitar
Mohammed Monifi
Muhammed Atta
Nihaya Anaya
Riham Alnaji
Silvia Mustaklem
Tahreer Hammad
Wafa Nazzal
We'am Hamdan
Wendy Arnold
Yaffa Jumah Ahmed

What is the structure of each catalogue?

Each of the 12 catalogues follows the same format. Following the overview, there is a section for each unit with resources mapped to different British Council's English for Palestine Digital Catalogue is comprised of 10 English language coursebooks mapped to their appropriate website links. Each section illustrates the name of the coursebook, the name of the unit, section of the unit, teens activity and types of activities that can be used with learners in each grade. It contains information on how to log into the website, use the links and download activities. The mapping in each section provides a link for each grade that will help teachers to build on their existing knowledge. All these activities may be used in the classroom and for self-learning with the aim of making the learning process more motivating for learners.



What information about each resource is included?

Each online resource or activity is presented as shown here:

Page: the page number in the coursebook that the resource relates to.

Period: the suggested class period when the resource can be used. This matches with the period number in the coursebook.

Type of activity: the type of activity the QR code is going to lead to (grammar, listening, reading...).

Name of activity: title of the activity on the British Council website. You can click (or use ctrl+click) to view the resource.

Tip: ideas and suggestions for how to use the resource.

QR-code: a quick response code which can be read using a QR-reader on mobile phones or tablets. Scan using the camera on your phone or tablet to access the resource.

Page: 4

Period: 1

Type of activity:
Listening and vocabulary


Name of activity:
Please don't shout

Tip: Be sure to pre-teach key vocabulary!



Unit 1: A new Start


Page: 8
Period: 3
Type of activity:
Grammar
Name of activity:
The Present
Tip: Good to use for
revision



Page: 10
Period: 4
Type of activity:
Grammar
Name of activity:
Present perfect simple
and continuous



Page: 10
Period: 4
Type of activity:
Grammar
Name of activity:
A Perfect Story



Page: 10
Period: 4
Type of activity:
Grammar
Name of activity:
Present perfect simple
and continuous



Unit 2: Under pressure

Page: 18-20
Period: 3/4
Type of activity:
Grammar
Name of activity:
Verb + -ing or verb +
infinitive



Unit 3: A funny thing happened

Page: 29

Period: 4

Type of activity:
Grammar

Name of activity:
Past simple – irregular verbs

Tip: This video explains past simple irregular verbs through easy dialogue.



Page: 29

Period: 4

Type of activity:
Grammar

Name of activity:
Past continuous

Tip: This gives examples of the past continuous and summarises the rules with simple examples.



Page: 29

Period: 4

Type of activity:
Grammar

Name of activity:
Past Perfect



Unit 4: The Shrinking World

Page: 42-44

Period: 3

Type of activity:
Grammar

Name of activity:
Modal Verbs

Tip: A useful summary of modals that can be given to students




Page: 42-44

Period: 3

Type of activity:
Grammar

Name of activity:
Modal Verbs



Unit 5: Making Friends

Page: 52-53

Period: 3

Type of activity:
Grammar

Name of activity:
Adjectives ending in '-ed'
and '-ing'



Page: 56

Period: 6

Type of activity:
Writing

Name of activity:
A for and against
essay about online
communication

Tip: Use as a model with a focus
on writing tips and strategies
for stronger learners.



Page: 56

Period: 6

Type of activity:
Writing

Name of activity:
A for and against essay

Tip: This is a simpler
model and exercise that
can be used.



Page: 56

Period: 6

Type of activity:
Writing

Name of activity:
A for and against essay
about the internet



Unit 7: The World of Work

Page: 74

Period: 4

Type of activity:
Grammar

Name of activity:
Question tags

Tip: Good as a revision



Page: 77

Period: 7

Type of activity:
Writing

Name of activity:
A more formal email

Tip: To distinguish be-
tween formal and informal
emails



Unit 8: In Business

Page: 82

Period: 3

Type of activity:
Grammar

Name of activity:
Reported speech



Page: 85

Period: 5

Type of activity:
Writing

Name of activity:
An informal email

Tip: Formal and Informal emails should be studied before.



Unit 9: Only a game?

Page: 88-90

Period: 1

Type of activity:
Reading

Name of activity:
Sport is Great

Tip: Might need teacher support to accommodate learners' level. Modify the task if needed.



Page: 96

Period: 6

Type of activity:
Writing

Name of activity:
Write an email to



Page: 96

Period: 6

Type of activity:
Writing

Name of activity:
Write an email to



Page: 97

Period: 6

Type of activity:
Writing

Name of activity:
A report on a school trip abroad



Unit 10: Who am I?

Page: 104

Period: 2

Type of activity:

Reading and Speaking

Name of activity:

Branding and brand names

Tip: It can be done after activity 3.



Page: 106

Period: 3

Type of activity:

Reading, Writing and Speaking

Name of activity:

Two word games

Tip: It can be played after activity 2 or as a round up at the end.



Page: 106

Period: 3

Type of activity:

Reading

Name of activity:

Countable and uncountable nouns



Page: 111


Period: 6

Type of activity:

Writing

Name of activity:

Job interviews!



Unit 11: Different places, different ways

Page: 112

Period: 1

Type of activity:

Listening and speaking

Name of activity:

Storytelling to celebrate cultural diversity

Tip: Let students tell their own traditional tales in English or act them out in groups.



Page: 112

Period: 1

Type of activity:

Reading

Name of activity:

Culture mix

Tip: This link can be used for extensive reading.



Page: 112-115

Period: 1

Type of activity:

Reading and Speaking

Name of activity:

British vs American culture quiz

Tip: Encourage students to make comparisons with Palestinian culture.



Page: 112-115

Period: 1

Type of activity:

Reading

Name of activity:

Culture shock: cultural differences in France



Page: 116-118


Period: 3

Type of activity:

Grammar

Name of activity:

Have to, must and should for obligation and advice



Page: 116-118

Period: 3

Type of activity:

Grammar

Name of activity:

Have to, must and should for obligation and advice



Page: 116-118

Period: 3

Type of activity:

Grammar

Name of activity:

Have to, must and should for obligation and advice



Page: 118

Period: 3

Type of activity:

Grammar

Name of activity:

Modals of deduction



**Tell us what you and your
students think of the activities.
Complete this feedback form.**

