



English for Palestine
Digital Catalogue

—
11th Grade

2022

What is the purpose of this catalogue?

The British Council's English for Palestine Digital Catalogues are QR coded catalogues that aim to supplement the English for Palestine curriculum with high quality, online resources. Resources from the British Council's websites are mapped to specific units in each of the English for Palestine coursebooks, creating a complete catalogue for each grade level. Activities can be accessed for free through the embedded links or the QR codes. Most of the activities can be used both by teachers in the classroom and by students at home for extra practice.



Where do the activities come from?

The activities and resources come from three different British Council websites. The links were all selected by Palestinian English teachers to complement and support their lessons and the English for Palestine course books.

LearnEnglish Kids is designed to support the learning of children 12 and under in a safe and supportive online learning environment. It includes flashcards, crafts, songs, videos and exercises to help children learn and improve their English. It can be used by children independently under the guidance of a parent or teacher.

LearnEnglish Teens provides a free, safe and supportive online learning environment for 13–17 year-olds to learn English while having fun. LearnEnglish Teens can help teens improve their English with reading, writing, and listening practice, tips for exams, grammar and vocabulary exercises, games and videos. Teens can also interact with other teenagers from around the world and put their English into practice.

TeachingEnglish is the British Council's website for teachers. It includes articles, lesson plans, courses to support the continuous professional development of English teachers.

How were the catalogues created?

The English for Palestine Digital Catalogues were created by a team of Palestinian teachers and teacher educators from all over the country led by Silvia Mustaklem. After an initial briefing and training, the teachers worked in small groups to conduct an initial mapping of links to the coursebooks. Then there was a series of review stages including self-review, peer review and a final quality assurance check.

The British Council would like to thank the following individuals for their hard work and for playing an essential role in the creation of the catalogues.

Adham Hosheya
Adibeh Allan
Asmaa Al-Roumi
Bilal Shbair
Dalya Ali Saleh
Diana Abu Zayed
Fadi Skaik
Hanan Haj Saleh
Haneen Samara
Heba Hamouda
Ibrahim Sabateen
Ibtisam Sbaih

Laila Saleh
Lina Bitar
Mohammed Monifi
Muhammed Atta
Nihaya Anaya
Riham Alnaji
Silvia Mustaklem
Tahreer Hammad
Wafa Nazzal
We'am Hamdan
Wendy Arnold
Yaffa Jumah Ahmed

What is the structure of each catalogue?

Each of the 12 catalogues follows the same format. Following the overview, there is a section for each unit with resources mapped to different British Council's English for Palestine Digital Catalogue is comprised of 10 English language coursebooks mapped to their appropriate website links. Each section illustrates the name of the coursebook, the name of the unit, section of the unit, teens activity and types of activities that can be used with learners in each grade. It contains information on how to log into the website, use the links and download activities. The mapping in each section provides a link for each grade that will help teachers to build on their existing knowledge. All these activities may be used in the classroom and for self-learning with the aim of making the learning process more motivating for learners.



What information about each resource is included?

Each online resource or activity is presented as shown here:

Page: the page number in the coursebook that the resource relates to.

Period: the suggested class period when the resource can be used. This matches with the period number in the coursebook.

Type of activity: the type of activity the QR code is going to lead to (grammar, listening, reading...).

Name of activity: title of the activity on the British Council website. You can click (or use ctrl+click) to view the resource.

Tip: ideas and suggestions for how to use the resource.

QR-code: a quick response code which can be read using a QR-reader on mobile phones or tablets. Scan using the camera on your phone or tablet to access the resource.

Page: 4

Period: 1

Type of activity:
Listening and vocabulary

Name of activity:
Please don't shout

Tip: Be sure to pre-teach key vocabulary!



Unit 1: Learning styles

Page: 12

Period: 5

Type of activity:
Writing

Name of activity:
Applying to a university

Tip: Use before activity 4,
page 12 in the pupil book.
Think about just doing the
discussion orally.



Unit 2: Education for success

Page: 21

Period: 5

Type of activity:
Writing

Name of activity:
Writing an email

Tip: Should be done
before writing a personal
statement.




Page: 21

Period: 5

Type of activity:
Writing

Name of activity:
A CV



Unit 3: Take care

Page: 28

Period: 3

Type of activity:
Vocabulary

Name of activity:
Modal verbs



Page: 31

Period: 5

Type of activity:
Writing

Name of activity:
Writing about a pie chart



Page: 31

Period: 5

Type of activity:
Writing

Name of activity:
Describing a graph of trends over time

Tip: Simplify the tasks for the students' level.



Page: 32

Period: 6

Type of activity:
Writing

Name of activity:
Writing a short paragraph

Tip: Can be used as an opener for the new unit.



Unit 3: Mini olympics

Page: 32

Period: 6

Type of activity:
Writing

Name of activity:
Product and process writing: A comparison

Tip: This is a good resource for teachers with writing tips.



Page: 32

Period: 6

Type of activity:
Writing

Name of activity:
Writing a short paragraph




Page: 32

Period: 6

Type of activity:
Writing

Name of activity:
Sentences and paragraphs



Unit 4: Going places

Page: 47

Period: 6

Type of activity:

Writing and Listening

Name of activity:

Tour of London



Page: 47

Period: 6

Type of activity:

Writing and Listening

Name of activity:

Travelling - never a waste of time



Unit 5: Let's go for a walk

Page: 52

Period: 3


Type of activity:

Speaking

Name of activity:

Suggestions

Tip: Can be used in the classroom or as homework.



Unit 7: The food on your table

Page: 68

Period: 1

Type of activity:
Reading

Name of activity:
Food

Tip: Good for revision



Page: 72

Period: 3

Type of activity:
Grammar

Name of activity:
Future forms

Tip: Use as revision and to check knowledge before doing the book activities.



Page: 76

Period: 5

Type of activity:
Grammar

Name of activity:
A recipe



Unit 8: What I like doing and why

Page: 77

Period: 6

Type of activity:
Speaking

Name of activity:
Chocolate bites recipe



Page: 77

Period: 6

Type of activity:
Reading and Speaking

Name of activity:
The cooking test



Page: 77

Period: 6

Type of activity:
Reading and Speaking

Name of activity:
You just have to try this recipe



Unit 8: Amazing animals

Page: 78

Period: 1

Type of activity:
Writing and Reading

Name of activity:
Photo caption 063



Page: 82, 84

Period: 3, 4

Type of activity:
Speaking

Name of activity:
Preposition



Page: 85

Period: 5

Type of activity:
Speaking and Grammar

Name of activity:
Opinions




Page: 85

Period: 5

Type of activity:
Speaking and Grammar

Name of activity:
Help! I haven't got any ideas



Unit 9: Once upon a time

Page: 88, 90

Period: 1, 2

Type of activity:
Reading and Speaking

Name of activity:
Good Night Stories for
Rebel Girls: book review



Page: 88, 90

Period: 1, 2

Type of activity:
Speaking

Name of activity:
Telling a story



Page: 88, 90

Period: 1, 2

Type of activity:
Speaking

Name of activity:
Bedtime stories



Page: 92, 94

Period: 3

Type of activity:
Grammar

Name of activity:
Relative Clauses



Page: 92, 94

Period: 3

Type of activity:
Grammar

Name of activity:
Revising defining relative
clauses




Page: 97

Period: 6

Type of activity:
Writing

Name of activity:
A short story



Unit 10: Political systems

Page: 102

Period: 1

Type of activity:
Reading

Name of activity:
Politics UK

Tip: Students can compare between Palestine and the UK.



Page: 106, 107

Period: 37

Type of activity:
Grammar

Name of activity:
Passive forms



Page: 120, 121

Period: 5

Type of activity:
Writing

Name of activity:
Short story

Tip: Teachers can just refer to it to review the structure.



Unit 11: It's in the news

Page: 112, 113

Period: 1

Type of activity:
Reading

Name of activity:
WWW@30

Tip: Can be used before starting the unit.



Page: 116

Period: 3

Type of activity:
Grammar

Name of activity:
Past simple

Tip: Can be used for revision.




Page: 117

Period: 3

Type of activity:
Listening

Name of activity:
Present perfect simple continuous

Tip: Can be used for revision.



**Tell us what you and your
students think of the activities.
Complete this feedback form.**

