

English for Palestine
Digital Catalogue

10th Grade

2022

What is the purpose of this catalogue?

The British Council's English for Palestine Digital Catalogues are QR coded catalogues that aim to supplement the English for Palestine curriculum with high quality, online resources. Resources from the British Council's websites are mapped to specific units in each of the English for Palestine coursebooks, creating a complete catalogue for each grade level. Activities can be accessed for free through the embedded links or the QR codes. Most of the activities can be used both by teachers in the classroom and by students at home for extra practice.



Where do the activities come from?

The activities and resources come from three different British Council websites. The links were all selected by Palestinian English teachers to complement and support their lessons and the English for Palestine course books.

LearnEnglish Kids is designed to support the learning of children 12 and under in a safe and supportive online learning environment. It includes flashcards, crafts, songs, videos and exercises to help children learn and improve their English. It can be used by children independently under the guidance of a parent or teacher.

LearnEnglish Teens provides a free, safe and supportive online learning environment for 13–17 year-olds to learn English while having fun. LearnEnglish Teens can help teens improve their English with reading, writing, and listening practice, tips for exams, grammar and vocabulary exercises, games and videos. Teens can also interact with other teenagers from around the world and put their English into practice.

TeachingEnglish is the British Council's website for teachers. It includes articles, lesson plans, courses to support the continuous professional development of English teachers.

How were the catalogues created?

The English for Palestine Digital Catalogues were created by a team of Palestinian teachers and teacher educators from all over the country led by Silvia Mustaklem. After an initial briefing and training, the teachers worked in small groups to conduct an initial mapping of links to the coursebooks. Then there was a series of review stages including self-review, peer review and a final quality assurance check.

The British Council would like to thank the following individuals for their hard work and for playing an essential role in the creation of the catalogues.

Adham Hosheya
Adibeh Allan
Asmaa Al-Roumi
Bilal Shbair
Dalya Ali Saleh
Diana Abu Zayed
Fadi Skaik
Hanan Haj Saleh
Haneen Samara
Heba Hamouda
Ibrahim Sabateen
Ibtisam Sbaih

Laila Saleh
Lina Bitar
Mohammed Monifi
Muhammed Atta
Nihaya Anaya
Riham Alnaji
Silvia Mustaklem
Tahreer Hammad
Wafa Nazzal
We'am Hamdan
Wendy Arnold
Yaffa Jumah Ahmed

What is the structure of each catalogue?

Each of the 12 catalogues follows the same format. Following the overview, there is a section for each unit with resources mapped to different British Council's English for Palestine Digital Catalogue is comprised of 10 English language coursebooks mapped to their appropriate website links. Each section illustrates the name of the coursebook, the name of the unit, section of the unit, teens activity and types of activities that can be used with learners in each grade. It contains information on how to log into the website, use the links and download activities. The mapping in each section provides a link for each grade that will help teachers to build on their existing knowledge. All these activities may be used in the classroom and for self-learning with the aim of making the learning process more motivating for learners.



What information about each resource is included?

Each online resource or activity is presented as shown here:

Page: the page number in the coursebook that the resource relates to.

Period: the suggested class period when the resource can be used. This matches with the period number in the coursebook.

Type of activity: the type of activity the QR code is going to lead to (grammar, listening, reading...).

Name of activity: title of the activity on the British Council website. You can click (or use ctrl+click) to view the resource.

Tip: ideas and suggestions for how to use the resource.

QR-code: a quick response code which can be read using a QR-reader on mobile phones or tablets. Scan using the camera on your phone or tablet to access the resource.


Page: 4

Period: 1

Type of activity:
Listening and vocabulary

Name of activity:
Please don't shout

Tip: Be sure to pre-teach key vocabulary!



Book A




Unit 1: Making contact

Page: 7
Period: 3
Type of activity:
Grammar
Name of activity:
Future arrangements



Page: 12
Period: 7
Type of activity:
Grammar
Name of activity:
Future simple



Page: 9
Period: 5
Type of activity:
Reading
Name of activity:
Problem page



Unit 2: From here to there


Page: 21, 26
Period: 3, 7
Type of activity:
Grammar
Name of activity:
Present perfect simple
continuous



Page: 21, 26
Period: 3, 7
Type of activity:
Grammar
Name of activity:
Present perfect
experiences
Tip: Use this for revision.



Page: 29
Period: 10
Type of activity:
Reading
Name of activity:
Hidden treasure rocky
mountains



Unit 3: Free time activities

Page: 33

Period: 1

Type of activity:
Listening

Name of activity:
Free time




Page: 35, 39

Period: 3, 7

Type of activity:
Grammar

Name of activity:
Modals




Page: 43

Period: 10

Type of activity:
Writing

Name of activity:
Possessives

Tip: Can be used for
revision.



Unit 4: Emergency

Page: 47, 50

Period: 1, 4

Type of activity:
Speaking

Name of activity:
Describe a photo or picture

Tip: Can be done before Activity 2 on page 46 to help ss talk about any photo or picture.




Page: 48

Period: 2

Type of activity:
Speaking

Name of activity:
Paramedics

Tip: Can be done before Activity 4 on page 48 or as homework.



Page: 50, 51

Period: 4

Type of activity:
Listening, vocabulary, and speaking

Name of activity:
How do firefighters put out fires?

Tip: Can be done before reading the lesson on page 50/51.



Page: 57

Period: 10

Type of activity:
Grammar

Name of activity:
Past simple - regular verbs

Tip: Good to use as revision before the writing activity on page 57.



Page: 57

Period: 10

Type of activity:
Grammar

Name of activity:
Past simple - irregular verbs

Tip: Good to use as revision before the writing activity on page 57.



Page: 57

Period: 10

Type of activity:
Grammar

Name of activity:
Past simple - verb 'to be'

Tip: Good to use as revision before the writing activity on page 57.



Page: 57

Period: 10

Type of activity:
Writing

Name of activity:
A short story

Tip: Can be done before the writing lesson at home or at class.



Page: 57

Period: 10

Type of activity:
Writing

Name of activity:
A story



Page: 58, 59

Period: 11, 12

Type of activity:
Reading

Name of activity:
Graded Reading

Tip: Students can select what they like reading and write a report on it.



Unit 5: Dangerous weather

Page: 61, 62

Period: 1

Type of activity:
Speaking

Name of activity:
Describe a photo or picture

Tip: Can be done before Activity 2 on page 60 to help ss talk about any photo or picture.




Page: 69, 70

Period: 1, 9

Type of activity:
Vocabulary

Name of activity:
Weather

Tip: Can be done as an opener. Can be done as a pre-listening task on page 70.



Page: 62

Period: 2

Type of activity:
Reading

Name of activity:
The end of Life on earth?



Page: 62

Period: 2

Type of activity:
Reading

Name of activity:
Earthquaaaaaaaaake!

Tip: Can be done as preparation for Activity 5 on page 62 or at home as extra reading.



Page: 63

Period: 3

Type of activity:
Grammar

Name of activity:
Comparative and superlative adjectives

Tip: A good homework activity for students



Page: 63

Period: 3

Type of activity:
Grammar

Name of activity:
Comparative and superlative adverbs



Page: 63

Period: 4

Type of activity:
Reading

Name of activity:
Storm coming!




Page: 72, 73

Period: 11, 12

Type of activity:
Reading

Name of activity:
Graded Reading

Tip: Students can select what they like reading and write a report on it.



Unit 6: Working for a better world

Page: 77

Period: 3

Type of activity:
Writing

Name of activity:
Catch a thief past simple



Page: 79

Period: 4

Type of activity:
Listening and speaking

Name of activity:
Emi Mahmoud - Bird watching on Lesvos Island

Tip: You can simplify the task you use with the video based on your students' level.




Page: 84

Period: 9

Type of activity:
Grammar

Name of activity:
Past simple regular verbs

Tip: Use as a revision activity.



Book B



Unit 7: Palestine holy land to the world

Page: 4, 5

Period: 1, 2

Type of activity:
Listening

Name of activity:
A day Around London

Tip: Introduce the lesson using the video in this lesson and then get students to think about a day around a Palestinian city.



Page: 12

Period: 7

Type of activity:
Grammar

Name of activity:
Passive Form



Page: 14

Period: 9

Type of activity:
Vocabulary

Name of activity:
Places in a town

Tip: Can be adapted according to students' level.



Page: 14

Period: 9

Type of activity:
Listening, Vocabulary and Speaking

Name of activity:
Giving directions



Page: 14

Period: 9

Type of activity:
Vocabulary

Name of activity:
Around town

Tip: Use this to check students' understanding or as an introduction to help with vocabulary to use when writing a letter about their town.



Page: 14

Period: 9

Type of activity:
Vocabulary and Listening

Name of activity:
Tour of London



Page: 14

Period: 9

Type of activity:
Writing

Name of activity:
A Letter to a friend




Page: 15

Period: 10

Type of activity:
Writing

Name of activity:
An informal email or letter



Unit 8: Good news from the doctors

Page: 18

Period: 1

Type of activity:
Vocabulary

Name of activity:
Health

Tip: Can be done as a revision game.



Page: 21, 26

Period: 3, 7

Type of activity:
Grammar

Name of activity:
Reported speech



Page: 21, 26

Period: 3, 7

Type of activity:
Grammar

Name of activity:
Reported speech 1 -
statements



Page: 21, 26

Period: 3, 7

Type of activity:
Grammar

Name of activity:
Reported speech 2 -
questions



Page: 25

Period: 6

Type of activity:
Writing

Name of activity:
Describing a bar chart

Tip: Can be done before
the writing lesson as
preparation



Page: 25

Period: 6

Type of activity:
Writing

Name of activity:
Writing about a bar chart



Unit 9: Which way?

Page: 32

Period: 1

Type of activity:
Vocabulary

Name of activity:
Jobs

Tip: Can be used as a warm up activity before the lesson.



Page: 35

Period: 3

Type of activity:
Grammar

Name of activity:
Conditionals



Page: 37

Period: 4

Type of activity:
Reading

Name of activity:
Do you have the right mindset?

Tip: For higher levels. Requires pre-teaching vocabulary.



Page: 40

Period: 7

Type of activity:
Grammar

Name of activity:
Third conditional



Page: 42

Period: 9

Type of activity:
Listening

Name of activity:
Help others, help yourself

Tip: For high achievers or homework.



Page: 42

Period: 9

Type of activity:
Speaking

Name of activity:
An interview

Tip: Can be done before activity 3 on page 42



Page: 43

Period: 10

Type of activity:
Reading

Name of activity:
Skills for 21st century workplace

Tip: Can be used before starting period 10.



Unit 10: Healthy eating, healthy body

Page: 46

Period: 1

Type of activity:

Vocabulary

Name of activity:

Food flashcards

Tip: Use as a warmer or review.



Page: any

Period: any

Type of activity:

Reading, Writing and Speaking

Name of activity:

What should I eat today?

Tip: Students can read at home or in class. Then they can compare to Palestinian culture.



Page: any

Period: any

Type of activity:

Reading, Writing and Speaking

Name of activity:

International breakfasts

Tip: Let students work in groups to research and present about breakfast in different countries.



Page: 55

Period: 8

Type of activity:

Grammar

Name of activity:

Countable and uncountable nouns



Page: 55

Period: 8

Type of activity:

Listening and Speaking

Name of activity:

How to make the perfect omelette

Tip: Students can make their own video at home using this as a model.



Unit 11: Strange events

Page: any

Period: any

Type of activity:
Grammar

Name of activity:
Relative clauses



Unit 12: Talking about tomorrow's world

Page: 77

Period: 3

Type of activity:
Grammar

Name of activity:
Passive forms

Tip: Can be used as a
warm up.




Page: 77

Period: 3

Type of activity:
Grammar and Listening

Name of activity:
A brief history of writing



**Tell us what you and your
students think of the activities.
Complete this feedback form.**

